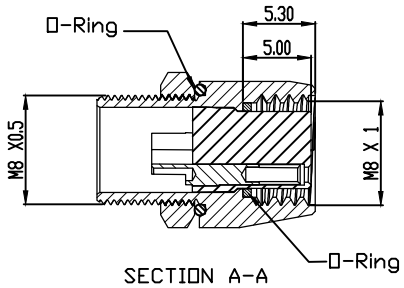

SECTION A-A

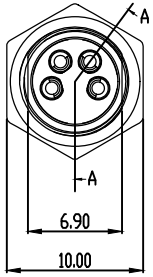

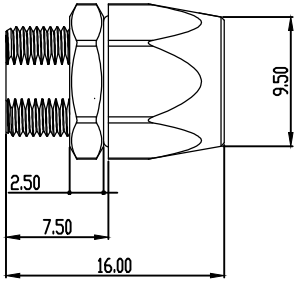

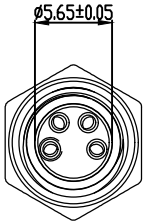

Mounting Hole

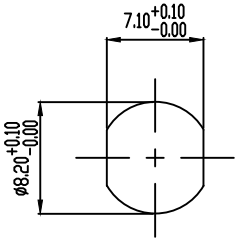

SPECIFICATION
MATERIAL
Insulator: Thermosetting polymer
Contacts: Brass
Shell: Brass
CONTACT PLATING
Underplate: 50u" min Nickel
Contact area: 1 u" gold
ELECTRICAL
Operation voltage: 50 V AC(RMS)
Current rating: 3 Amps min.
Contact resistance: 0.5 mohms MAX.
Insulation resistance: 100 Mohms min @ DC 500 V
Dielectric withstanding voltage: 500 VAC / minute
Temperature range: -25°C TO +85°C
Operating Degree : IP67

Part no.
W8FA 04 F S S E2 N A D 3 FG
1 2 3 4 5 6 7 8 9 10 11

1.SERIES NO.
W8FA=Water proof Conn.
2.CONTACT NUMBER:
04=4 PINS
3.CONTACT TYPE:
F=FEMALE
4.CONTACT AREA PLATING:
S=1u" GOLD
5.SOLDER TAILS AREA PLATING:
S=1u" GOLD
6.APPLY TYPE:
E2=M8 Through Panel
7.SHELL PLATING:
N=Nickel
8.A=A Coding
9.PACKING STYLE:
D=BAG
10.INSULATOR COLOR:
3=Black
11.GREEN OPTION:
FG=RoHS(Bright Plated)

For SIP
ST For CmK/Cpk

APTOS Technology CONFIDENTIAL
This document, and all information it contains, are the confidential, propriatary property of APTOS Technology. Disclosure, duplication or distribution of this document, or any information it contains, in whole or part, without prior written permission from APTOS Technology is strictly prohibited

UNLESS OTHERWISE SPECIFIED TOLERANCE
ANG. ±2°
0. ±0.30
.0 ±0.20
.00 ±0.10

APTOS TECHNOLOGY

SCALE: AS SHOWN	UNIT: mm		
DRAWN JG	01/04/2018	DRAWING NAME: M8 A-Code 4 Pin Female Conn.	
CHECKED			
APPROVED		PRODUCT NO. W8FA-04FSSE2NAD3-FG	
SIZE A4	REV. A	FILE NAME: W8FA-04FSSE2NAD3-FG.dwg	

REV.	DESCRIPTION	DATE