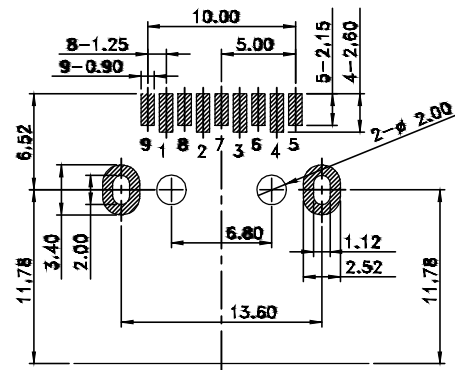
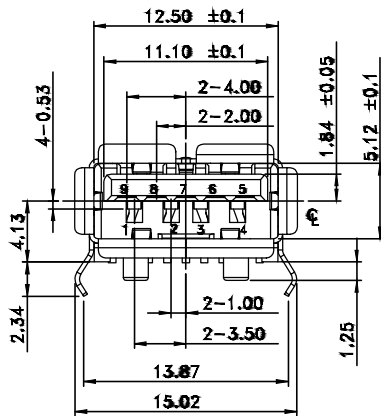


SPECIFICATIONS

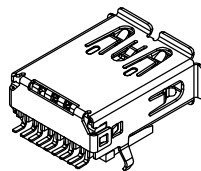
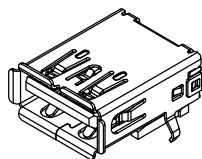
- Current Rating: 1.8 Amp to Vbus and its GND pin
0.25 Amp to all other contacts.
- Contact Resistance: 30 m ohms for Vbus and its GND pin
50 m ohms for all other contacts.
- Insulation Resistance: 100 Mohms min @250VDC
- Dielectric Withstanding: 100 VAC
- Operating Temperature: -20°C~+85°C
- Mating Cycles: 5000 Insertions
- Insulator Material: Thermoplastic (Pantone 300C), UL94HB
- Contact Material: Copper Alloy
- Shell Material: Copper Alloy
- Underplate: 80u" Nickel
- Contact Area Plating: 30u" Pd-Ni+2u" Gold
- Solder Tail Plating: 100u"~200u" Matte Tin

SBPA 09 F XX T S1 9 C 3 FG
1 2 3 4 5 6 7 8 9 10

1. SERIES NO.
SBPA=USB 3.0 SMT
2. Contact Number:
09=09 Pin
3. Contact Type:
F=Female
4. Contact Plating:
VD=30u" Gold Plating
VZ=30u" Pd-Ni+2u" Gold
5. Solder Tails Area Plating
Selective Plating
T=100u"~200u" Tin
6. Apply Type:
S1= S1 Type
7. Shell Plating:
9=Tin Plating(Matte)
8. Packing Options
C=Tape & Reel
9. Insulator Color:
3=Blue(Pantone 300C)
10. Environmental:
FG=RoHS(Matte)(Halogen Free)



RECOMMENDED P.C.B LAYOUT
TOLERANCES: ±0.05mm



APTOS Technology CONFIDENTIAL
This document, and all information it contains, are the confidential, proprietary property of APTOS Technology. Disclosure, duplication or distribution of this document, or any information it contains, in whole or part, without prior written permission from APTOS Technology is strictly prohibited

GENERAL TOLERANCE UNLESS OTHERWISE SPECIFIED	
XXX. ± X	.XX ± 0.20
XX. ± X	.XXX ± X
X. ± 0.50	X. ± 5°
.X ± 0.30	.X ± X°



REV. A	DRAWN	09/09/11	SBPA Series USB 3.0 Type A-SMT
DATE 09/09/11	CHECKED		
SCALE As shown	APPROVED		PRODUCT NO. SBPA09FXXTS19C3-FG
UNIT mm		SIZE A4	FILE NAME: SBPA09FXXTS19C3-FG.dwg