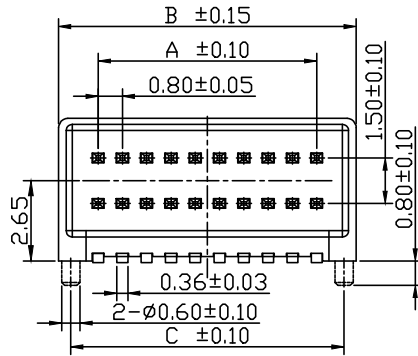


ND. OF Contacts	DIMENSIONS		
	A	B	C
06	1.60	4.20	3.40
08	2.40	5.00	4.20
10	3.20	5.80	5.00
12	4.00	6.60	5.80
14	4.80	7.40	6.60
16	5.60	8.20	7.40
18	6.40	9.00	8.20
20	7.20	9.80	9.00
22	8.00	10.60	9.80
24	8.80	11.40	10.60
26	9.60	12.20	11.40
28	10.40	13.00	12.20
30	11.20	13.80	13.00
32	12.00	14.60	13.80
34	12.80	15.40	14.60
36	13.60	16.20	15.40



SPECIFICATIONS

Current Rating: 0.5 Amps AC/DC Max.
Voltage Rating: 30V
Operating Temperature: -40°~+105°C
Contact Material: Copper Alloy
Insulator Material: High Temperature Thermoplastic

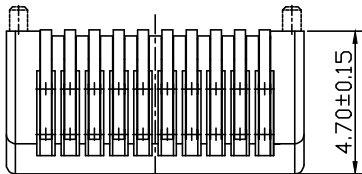
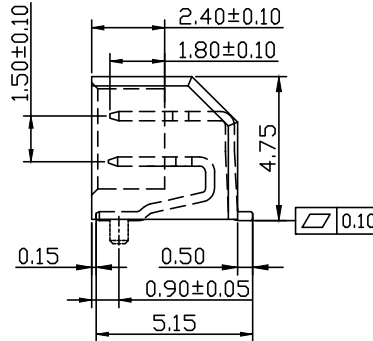
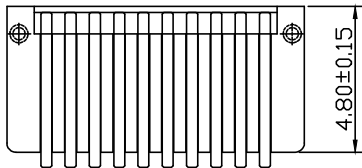
MPVR3-XX XX X X X-FG

R=Right Angle
FG: RoHS Compliant
Packaging:
Null: Tube (w/o Film)
K: Reel(w/o Film)

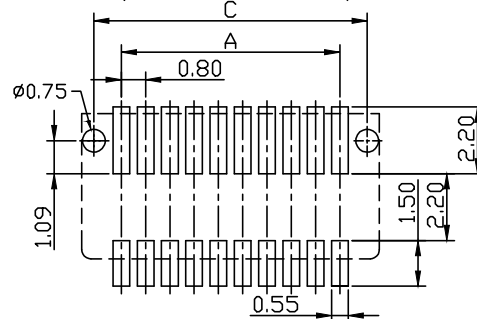
PLATING

Definition	Code
⊙ Tin plated:	VA
⊙ Gold plated:	
flash VB	10μ" VE
	15μ" VF
	30μ" VJ
⊙ Standard VB	

Color:
Null:Black
D:White
H:LCP(Black)
0:w/o Locating Peg
1:With Locating Peg



Recommended PCB Layout
(PCB TOLERANCE ±0.05)



GENERAL TOLERANCE UNLESS OTHERWISE SPECIFIED

XXX. ± X	.XX ± 0.10
XX. ± X	.XXX ± X
X. ± 0.50	X.' ± 1"
.X ± 0.30	.X' ± X"

APTOS TECHNOLOGY

REV. A	DRAWN	09/15/09
DATE 09/15/09	CHECKED	
SCALE As shown	APPROVED	
UNIT mm		

MPVR3 Series	
Customer Drawing	
PRODUCT NO.	MPVR3-XXXXXXX-FG
FILE NAME	MPVR3-XXXXXXX-FG.dwg

APTOS Technology CONFIDENTIAL
This document, and all information it contains, are the confidential, proprietary property of APTOS Technology. Disclosure, duplication or distribution of this document, or any information it contains, in whole or part, without prior written permission from APTOS Technology is strictly prohibited