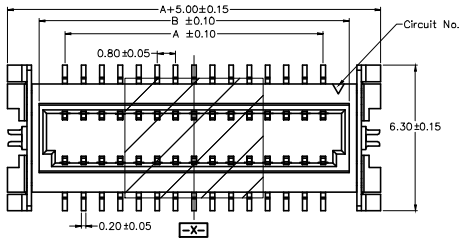

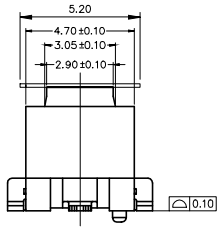

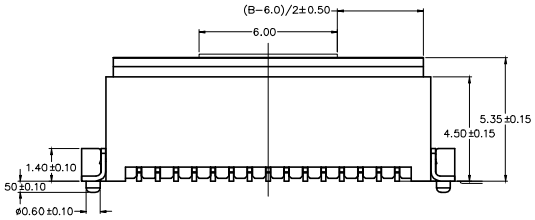

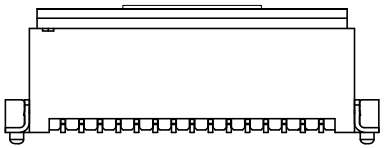

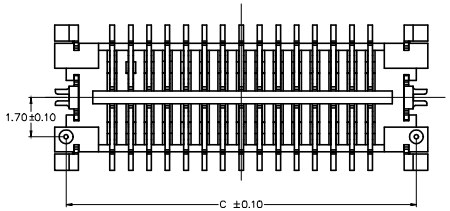

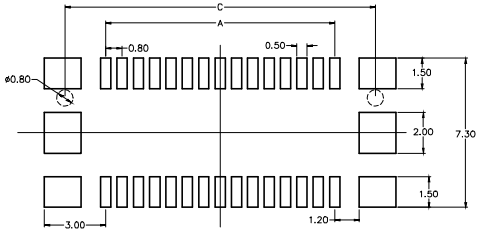

RECOMMENDED P.C.B LAYOUT (TOP VIEW)
(PCB TOLERANCE:±0.05)

SPECIFICATIONS

Current Rating:	0.5 Amps
Insulator Resistance:	100 Megohms min.
Contact Resistance:	70m ohm Max.
Dielectric withstanding:	AC 500V
Operating Temperature:	−40°C~+85°C
Contact Material:	Phosphor Bronze
Insulator Material:	High Temperature Termoplatstic, UL94V−0
Color:	Natural
Finish:	Gold all over Nickel

MPJ8-XX XX X X -FG

- NO. OF CONTACTS
- PLATING
- 0:w/o Locating Peg
  1:With Locating Peg
- Packacging:
  Null: Tube (w/o Film)
  K:Reel(w/o Film)
  C:Film+Reel
- FG: RoHS Compliant

Definition			Code
⊕ Gold plated:			
flash	VB	10μ"	VE
		15μ"	VF
⊕Standard: VB			

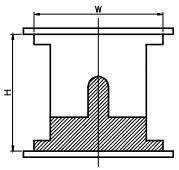

MATING DIAGRAM

MPI8.MPP8 (H=9.00mm W=6.30mm)
MPI8.MPQ8 (H=10.00mm W=6.30mm)

CIRCUITS	DIM.A	DIM.B	DIM.C	W/O PBG	WITH PBG
14	4.8	7.05	8.8		
16	5.6	7.85	9.6		
22	8.0	10.25	12.0		⊕
24	8.8	11.05	12.8		
30	11.2	13.45	15.2		⊕
40	15.2	17.45	19.2		
50	19.2	21.45	23.2		⊕
60	23.2	25.45	27.2		⊕
80	31.2	33.45	35.2		

Diagram	Molding description
○	mass production & assemble mold
◎	sample & assemble mold
⊕	mass production & fix mold
⊕	sample & fix mold

APTOS Technology CONFIDENTIAL
This document, and all information it contains, are the confidential, propriatary property of APTOS Technology. Disclosure, duplication or distribution of this document, or any information it contains, in whole or part, without prior written permission from APTOS Technology is strictly prohibited

GENERAL TOLERANCE UNLESS OTHERWISE SPECIFIED					
XXX.	±	X	.XX	±	0.10
XX.	±	X	.XXX	±	X
X.	±	0.50	X.°	±	1°
.X	±	0.30	.X°	±	X°

APTOS TECHNOLOGY

REV.	A	DRAWN	09/15/09	MPJ8 Series 0.8mm Board to Board Socket	
DATE	09/15/09	CHECKED			
SCALE	As shown	APPROVED		PRODUCT NO.	MPJ8−XXXXXX−FG
UNIT	mm		SIZE A4	FILE NAME:	MPJ8−XXXXXX−FG.dwg