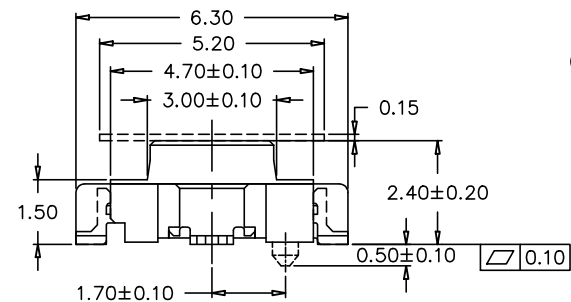
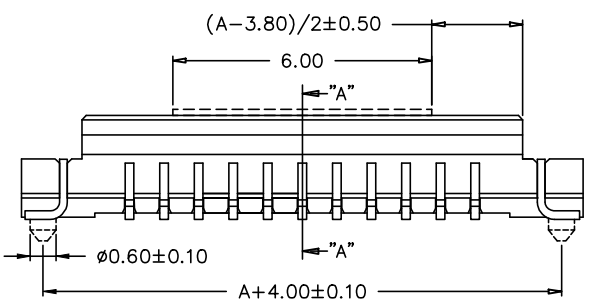
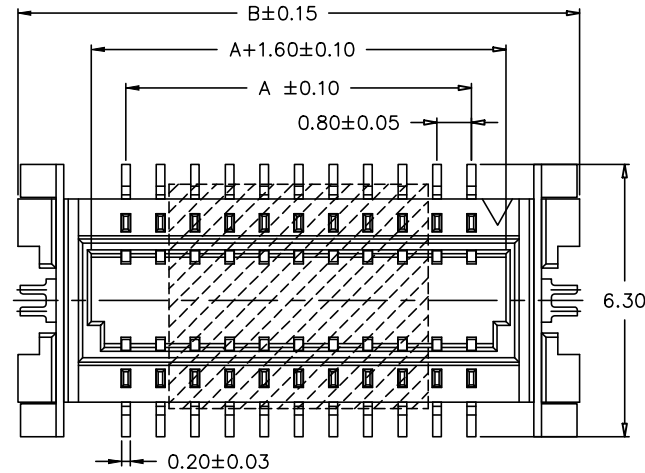


	1	2	3	4	5	6	7	8	9	10
A0	39.20	44.20								
98	38.40	43.40								
96	37.60	42.60								
94	36.80	41.80								
92	36.00	41.00								
90	35.20	40.20								
88	34.40	39.40								
86	33.60	38.60								
84	32.80	37.80								
82	32.00	37.00								
80	31.20	36.20								
78	30.40	35.40								
76	29.60	34.60								
74	28.80	33.80								
72	28.00	33.00								
70	27.20	32.20								
68	26.40	31.40								
66	25.60	30.60								
64	24.80	29.80								
62	24.00	29.00								
60	23.20	28.20								
58	22.40	27.40								
56	21.60	26.60								
54	20.80	25.80								
52	20.00	25.00								
50	19.20	24.20								
48	18.40	23.40								
46	17.60	22.60								
44	16.80	21.80								
42	16.00	21.00								
40	15.20	20.20								
38	14.40	19.40								
36	13.60	18.60								
34	12.80	17.80								
32	12.00	17.00								
30	11.20	16.20								
28	10.40	15.40								
26	9.60	14.60								
24	8.80	13.80								
22	8.00	13.00								
20	7.20	12.20								
18	6.40	11.40								
16	5.60	10.60								
14	4.80	9.80								
12	4.00	9.00								
10	3.20	8.20								
08	2.40	7.40								
06	1.60	6.60								
04	0.80	5.80								
No. of Contact	A	B								
Dimension										

SPECIFICATIONS

Current Rating: 0.5 Amps AC/DC Max.
 Insulator Resistance: 100 Megohms min.
 Contact Resistance: 40m ohm Max.
 Dielectric withstanding: AC 500V
 Color: Natural
 Contact Material: Copper Alloy
 Housing: UL94V-0



MPGS1-XX XX XX X X-FG

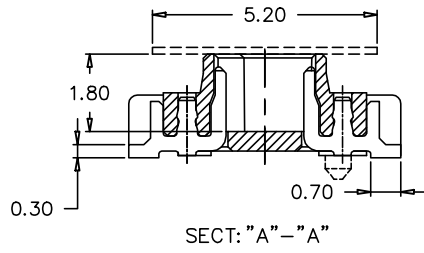
S= Straight
 NO. OF CONTACTS
 PLATING

Definition	Code
● Tin plated:	VA
● Gold plated:	
flash VB	10μ" VE
	15μ" VF
	30μ" VJ
●Standard:	VB

FG: RoHS Compliant
 Null: High Temp Thermoplastic
 H: Halogen Free

Packaging:
 Null: Tube (w/o Film)
 K: Reel (w/o Film)
 C: Film & Reel
 F: Film & Tube
 R: Pad & Reel

0: w/o Locating Peg
 1: With Locating Peg



APTOS Technology CONFIDENTIAL
 This document, and all information it contains, are the confidential, proprietary property of APTOS Technology. Disclosure, duplication or distribution of this document, or any information it contains, in whole or part, without prior written permission from APTOS Technology is strictly prohibited

GENERAL TOLERANCE UNLESS OTHERWISE SPECIFIED	
XXX. ± X	.XX ± 0.10
XX. ± X	.XXX ± X
X. ± 0.50	X.' ± 1"
.X ± 0.30	.X' ± X"

REV. A	DRAWN	09/15/09
DATE 09/15/09	CHECKED	
SCALE As shown	APPROVED	
UNIT mm		



MPGS1 Series
 0.8mm Board to Board Plug
 PRODUCT NO. MPGS1-XXXXXXX-FG
 FILE NAME MPGS1-XXXXXXX-FG.dwg