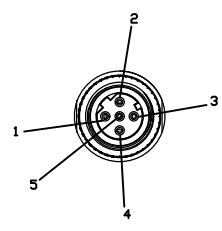
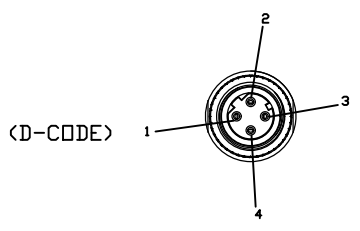
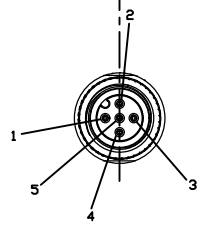
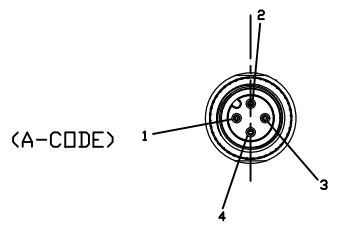


- 1 -brown
- 2 -white
- 3 -black
- 4 -blue
- 5 -green/yellow



SPECIFICATION
MATERIAL
 Insulator: thermal plastic, rated UL94V-0
 Contacts: Copper Alloy
 Contacts type: SOLDER type
 metal parts : stell with Ni plating
 Cable : PVC with UV/Oil resistant, flame resistance UL-E138961
 Contacts plating
 Underplate: 50u"~100u" Nickel
 Contact area: 1u" gold
 Solder tails area: 100u" ~ 200u" Tin
General Data
 standard/Regulation: M12 connector IEC 61076-2-101
 coding: A-standard
 Number of position: 5
 AWG Singal line: 22-24
 Current rating: 4 Amps max.
 Insulation resistance: 100 Mohms min @ 500 VDC
 Degree of protection: IP 67
 Temperature range: -20°C TO +85°C
 Mating cycles: 100 insertions

Part no. CBLWR F XX X A A A01 FG
 1 2 3 4 5 6 7 8

- 1.SERIES NO.
CBLWR=WATER PROOF SERIES CABLE
- 2. Female
- 3. PIN COUNT
A4=04/00
A5=05/00
- 4.CABLE COLOR
A=A CODE
D=D CODE
5.IP:
A=IP 67
- 6. AWG CONDUCT COR
A=22 AWG
- 7.SPECIAL SPEC. DESCRIPTION
A01= CALBE LENGTH INCLUDE CONNECTOR.
Exa.: 1M5=1.5M
- 8. GREEN OPTION
FG=RoHS.

APTOS Technology CONFIDENTIAL
 This document, and all information it contains, are the confidential, proprietary property of APTOS Technology. Disclosure, duplication or distribution of this document, or any information it contains, in whole or part, without prior written permission from APTOS Technology is strictly prohibited

UNLESS OTHERWISE SPECIFIED TOLERANCE	
ANG.	± 5°
0.	± 0.5
.0	± 0.3
.00	± 0.2



SCALE:	AS SHOWN	UNIT:	mm
DRAWN	JAG	12/7/2017	
CHECKED		//	
APPROVED		//	

DRAWING NAME:
M12- 4,5PIN Free End Female
90° Cable
 PRODUCT NO. CBLWR-FXXXXAA01-FG

REV.	DESCRIPTION	DATE	SIZE	REV.	FILE NAME:
1			A4	A	CBLWR-FXXXXAA01-FG.dwg