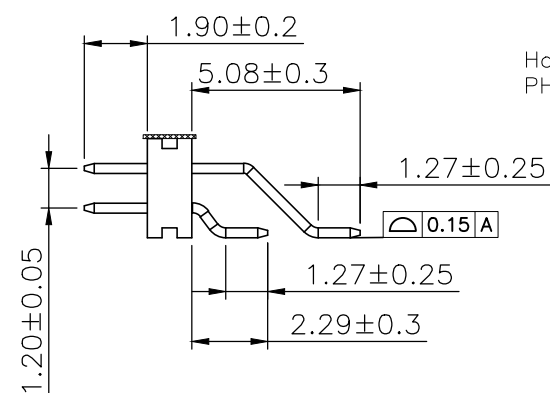
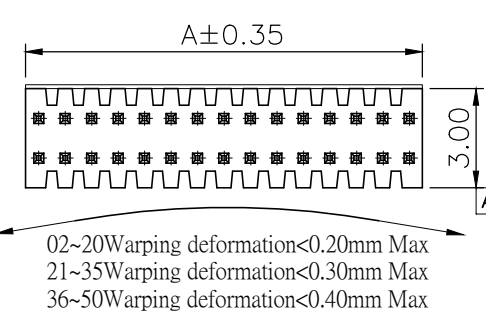
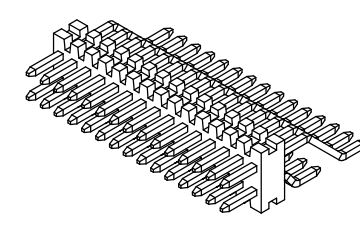
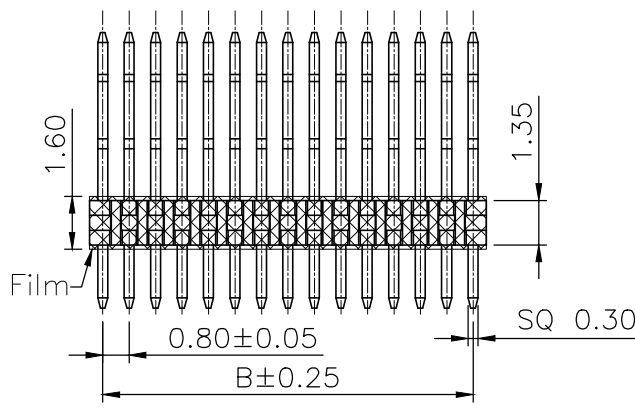


No.	A	B
2*02	1.6	0.8
2*03	2.4	1.6
2*04	3.2	2.4
2*05	4.0	3.2
2*06	4.8	4.0
2*07	5.6	4.8
2*08	6.4	5.6
2*09	7.2	6.4
2*10	8.0	7.2
2*11	8.8	8.0
2*12	9.6	8.8
2*13	10.4	9.6
2*14	11.2	10.4
2*15	12.0	11.2
2*16	12.8	12.0
2*17	13.6	12.8
2*18	14.4	13.6
2*19	15.2	14.4
2*20	16.0	15.2
2*21	16.8	16.0
2*22	17.6	16.8
2*23	18.4	17.6
2*24	19.2	18.4
2*25	20.0	19.2
2*26	20.8	20.0
2*27	21.6	20.8
2*28	22.4	21.6
2*29	23.2	22.4
2*30	24.0	23.2
2*31	24.8	24.0
2*32	25.6	24.8
2*33	26.4	25.6
2*34	27.2	26.4
2*35	28.0	27.2
2*36	28.8	28.0
2*37	29.6	28.8
2*38	30.4	29.6
2*39	31.2	30.4
2*40	32.0	31.2
2*41	32.8	32.0
2*42	33.6	32.8
2*43	34.4	33.6
2*44	35.2	34.4
2*45	36.0	35.2
2*46	36.8	36.0
2*47	37.6	36.8
2*48	38.4	37.6
2*49	39.2	38.4
2*50	40.0	39.2



Specifications:  
 Current Rating: 1.0 Amp  
 Voltage Rating: 100V AC/DC  
 Contact resistance: 30m Ohm Max  
 Insulator resistance: 500M ohm min.  
 Withstanding Voltage: 500V AC/Minute  
 Operating Temperature Range: -40°C ~ +105°C  
 Material And Finish  
 Insulator: LCP  
 Insulator Color: Black  
 Contact: Brass  
 Contact Plated: See Contact Plated Tab.

How To Order  
 PHVS-XX-XXX-056-X-FG  
 ↳ RoHS Compliant  
 ↳ Packing  
 ↳ Contact Plated  
 ↳ No. of Positions

Contact Plated

Code	Gold Plated	Other Area	Full Tin Type
G1	Gold 3u"	Gold Flash	T1 Tin 100u"
G2	Gold 5u"	Gold Flash	T2 Tin 200u"
G3	Gold 10u"	Gold Flash	T3 Tin 150u"
G4	Gold 15u"	Gold Flash	MT1 Matte Tin 100u"
G5	Gold 20u"	Gold Flash	MT2 Matte Tin 200u"
G6	Gold 30u"	Gold Flash	MT3 Matte Tin 150u"
Over Nickel 30u"~50u"			

Packing

Code	Packing
A	W/O Film In Tube
C	W/Film In Tube
E	W/Film In Tape&Reel
F	W/O Film In Tape&Reel

GENERAL TOLERANCE UNLESS OTHERWISE SPECIFIED

XXX. ± X	.XX ± 0.10
XX. ± X	.XXX ± X
X. ± 0.50	X.' ± 1'
.X ± 0.30	.X' ± X'

REV. A DRAWN 09/15/09  
 DATE 09/15/09 CHECKED  
 SCALE As shown APPROVED  
 UNIT mm

PHVS Series  
 Double Row Horizontal SMT - 1.2mm  
 PRODUCT NO. PHVS-XX-XXX-056-X-FG  
 FILE NAME: PHVS-XX-XXX-056-X-FG.dwg

APTOS Technology CONFIDENTIAL  
 This document, and all information it contains, are the confidential, proprietary property of APTOS Technology. Disclosure, duplication or distribution of this document, or any information it contains, in whole or part, without prior written permission from APTOS Technology is strictly prohibited.

Recommended PCB Layout

